

# LESSON PLAN

Lesson Number: 136

Grade Level: 4-6

**Title:** The Risen Christ  
**Text/Story:** John 20:1-18  
**Main idea:** Christ's Resurrection is the heart of the Christian faith and provides life and hope for all mankind.  
**Key Verse:** Matthew 28:6

| Time | Activity  | Description   |
|------|---|---|
|      | <p>Pre-Lesson</p> <p><b>Quick Silhouette Pictures</b></p> | <ul style="list-style-type: none"> <li>• Materials: black and white construction paper, scissors, glue sticks</li> <li>• Write the word, EASTER on the board and give students 1-2 minutes to think about the meaning of Easter</li> <li>• Ask the students to cut out symbols, pictures or letters from the black paper to signify Easter; glue onto white paper</li> <li>• Let the students share their thoughts and pictures</li> </ul>  |
|      | <p>Pre-Lesson 2</p> <p><b>Time Line/Frieze</b></p>        | <ul style="list-style-type: none"> <li>• Review the week of events leading up to Christ's resurrection by doing a time-line together as a class</li> <li>• Option: Photocopy pictures from colouring books of these events and have the students colour these pictures and help put together a frieze along the walls of the classroom</li> </ul>   |
|      | <p>Lesson</p> <p><b>John 20:1-18</b></p>                  | <ul style="list-style-type: none"> <li>• For younger children, tell the story using flannel graph, pictures etc.</li> <li>• For older children, hand out the fill-in the blanks worksheet "Jesus is Risen!" and let them complete the page by themselves in pairs or small groups</li> <li>• Discuss the significance of Jesus' resurrection</li> </ul>   |
|      | <p>Post-Lesson</p> <p><b>Letter Writing</b></p>           | <ul style="list-style-type: none"> <li>• Materials: writing paper, pens/pencils</li> <li>• Ask the students to pretend they are writing a letter to a friend who had questions about Jesus' crucifixion and resurrection (option: write an imaginary letter and read to the students)</li> <li>• In their letter, students should explain why Jesus was crucified on the cross and why his resurrection from the dead is so important to their faith</li> <li>• Discuss, share and display their letters</li> </ul> |

## Jesus is Risen!

### John 20:1-18

**Using the text, John 20:1-18, fill in the missing words in the following account of Jesus' resurrection from the dead.**

On the \_\_\_\_\_ day of the week, \_\_\_\_\_ came to the \_\_\_\_\_ when it was still \_\_\_\_\_. She saw that the \_\_\_\_\_ was removed from the sepulchre. She then ran to \_\_\_\_\_ and another disciple to tell them that they took away the \_\_\_\_\_ from the sepulchre.

The other disciple ran ahead of Peter and saw \_\_\_\_\_ lying around but did not go in. When Peter arrived, he went into the sepulchre and saw that the \_\_\_\_\_ for the Lord's head was wrapped together in a place by itself. The other disciple also went in and saw this, and \_\_\_\_\_.

But Mary stood \_\_\_\_\_ outside the tomb, but when she looked inside, she saw two \_\_\_\_\_ sitting at the head and foot of where Jesus was. When the angels asked her why she was crying, Mary said they had taken away Jesus' body and she didn't know where.





As she said this, she saw \_\_\_\_\_ standing behind her but she didn't know who he was. He asked her why she was weeping. She thought he was a \_\_\_\_\_ and asked him where Jesus' body was so she could take him away. It was then that Jesus called her name, and she called him, \_\_\_\_\_. Jesus told her not to \_\_\_\_\_ him because he has not yet \_\_\_\_\_ to his Father. He also told her to tell his \_\_\_\_\_ that he will ascend unto His Father.









## Word List

You will need to use these words only once. There are no extra words.

|               |             |                |          |
|---------------|-------------|----------------|----------|
| brethren      | napkin      | ascended       | Jesus    |
| stone         | touch       | Lord           | weeping  |
| Master        | gardener    | Mary Magdalene | believed |
| linen clothes | sepulchre   | first          | angels   |
| dark          | Simon Peter |                |          |

# The Risen Christ!

Cut apart the squares below, then put them together in the correct order. Each card represents an event which happened at the time of Jesus' crucifixion and resurrection. This will help you to learn what you do and don't know about Jesus' last days on this earth.

|  |  |  |  |  |
|--|--|--|--|--|
| <p>Jesus said,<br/>"I will come again."</p>  | <p>Three Women brought spices.</p>  | <p>Jesus cried, "My God, My God, why hast thou forsaken me?"</p>   | <p>The People shouted, "Crucify Him!"</p>  |  <p>Temple curtain torn in two, from top to bottom!</p> |
| <p>He wore a crown of thorns.</p>  | <p>Jesus was buried in a rich man's tomb.</p>  | <p>The stone was rolled away.</p>  | <p>Jesus was crucified between two thieves.</p>  | <p>"Go ye into all the world and preach the Gospel unto all people."</p>   |
| <p>"Surely this was the Son of God."</p>   | <p>Darkness came at noon.</p>  | <p>Jesus was taken up into Heaven."</p>  | <p>Sign on cross read, "King of the Jews."</p>   | <p>Jesus appeared to His disciples.</p>               |

(Lesson 136)

**TEACHER** — The activity entitled, “The Risen Christ!” can be offered as an activity for the individual child, or it can be used as a team activity. If you decide to use it with teams, use the following rules:

For each group of three or four students, cut apart one copy of the activity page and put into an envelope. Give one envelope to each group. Explain to the students that when you call time, each team is to open their envelope and pour the cards out onto the table (floor, counter, etc.) in front of their group. There will be fifteen cards, each one representing an event which happened at the time of Jesus’s crucifixion and resurrection. They are to put the cards together in chronological order. First team who finishes (with cards in correct order), wins! This is meant to help your students to learn what they do and don’t know about Jesus’ last days on this earth.